

VN4000 Series Machine Reference Chart – March 31, 2002

© 2002 MEI
Printed in the USA

Part #212797001
Revision G6

MACHINE MANUF.	MACHINE MODEL #	TYPE	SERIES 4000 COIN MECH	\$1 TUBE SETTING	MULTI-TUBE SETTING	COMMENTS
APi	110	SNACK	VN4000	A	A	NO \$1 Coin payout line. Uses coin tube inventory. Recommend using Rev. T or later software on Controller - turn OFF Coin Tube leveling in Service Mode.
			VN4010XV	B	B	Uses \$1 Coin payout line. Uses coin tube inventory. Recommend using Rev. T or later software on Controller - turn OFF Coin Tube leveling in Service Mode.
APi	6000/7000	SNACK	VN4000	A	A	NO \$1 Coin payout line. Uses coin tube sensors. Not currently set up to take \$5 bills.
APi	Studio Series 1,2,3,4 and 5	SNACK	VN4510	C	C	Can directly pay out \$1 Coin. Uses coin tube inventory.
APi	LCM 1,2,3,4 and 5	SNACK	VN4010XV	A	A	NO \$1 Coin payout line. Uses coin tube sensors.
			VN4510	C	C	Can directly pay out \$1 Coin. Uses coin tube inventory.
APi	"C" Series	VARIES	VN4010XV*	A	A	Requires 15 to 12 pin adapter - MEI # 113749001 NO \$1 Coin payout line. Uses coin tube sensors.
APi	103	SNACK	VN4010XV*	A	A	Requires 15 to 12 pin adapter - MEI # 113749001 NO \$1 Coin payout line. Uses coin tube sensors.
APi	203, 213	COFFEE	VN4000 VN4010XV	A	A	NO \$1 Coin payout line. Uses coin tube sensors.
APi	211	COFFEE	VN4000	A	A	NO \$1 Coin payout line. Uses coin tube sensors.
			VN4010XV			
			VN4510	C	C	Can directly pay out \$1 Coin. Uses coin tube inventory.
APi	223	COFFEE	VN4510	C	C	Can directly pay out \$1 Coin. Uses coin tube inventory.
APi	8050	COFFEE	N/A	N/A	N/A	Single Price application
APi	120,122 128 and 129	SNACK	VN4010XV	A	A	NO \$1 Coin payout line. Uses coin tube sensors.
			VN4510	C	C	Can directly pay out \$1 Coin. Uses coin tube inventory.
API	310	CONTROL MODULE / TOWER	VN4010XV	A	A	NO \$1 Coin payout line. Uses coin tube sensors.
APi	320	FOOD	VN4010XV	A	A	NO \$1 Coin payout line. Uses coin tube sensors.
			VN4510	C	C	Can directly pay out \$1 Coin. Uses coin tube inventory.
APi	511	BOTTLE	VN4510	C	C	Can directly pay out \$1 Coin. Uses coin tube inventory.
AMS	Sensit 1	SNACK	VN4510	C	C	Can directly pay out \$1 Coin. Uses coin tube inventory.
AVANTI	MAGNUM Series	SNACK	VN4510	C	C	Can directly pay out \$1 Coin. Uses coin tube inventory.
CAVALIER	1 PRICE	CAN	N/A	N/A	N/A	Single Price application

Information subject to change without notice.

MACHINE MANUF.	MACHINE MODEL #	TYPE	SERIES 4000 COIN MECH	\$1 TUBE SETTING	MULTI-TUBE SETTING	COMMENTS
CAVALIER	483	CAN	N/A	N/A	N/A	Single Price application
CAVALIER	CONTOUR	CAN	VN4510	C	C	Can directly pay out \$1 Coin. Uses coin tube inventory.
CAVALIER	MAX 2200	CAN	VN4510	C	C	Can directly pay out \$1 Coin. Uses coin tube inventory.
CAVALIER	MAX 2400	CAN	VN4510	C	C	Can directly pay out \$1 Coin. Uses coin tube inventory.
COOLVIEW	45 or 18	BOTTLE	VN4510	C	C	Can directly pay out \$1 Coin. Uses coin tube inventory.
DIXIE NARCO	1 PRICE	CAN	N/A	N/A	N/A	Single Price application
DIXIE NARCO	MPC	CAN	VN4000	A	A	NO \$1 Coin payout line. Uses coin tube sensors.
DIXIE NARCO	S-II	CAN	VN4000	A	A	NO \$1 Coin payout line. Uses coin tube sensors.
			VN4010XV			
			VN4510	C	C	Can directly pay out \$1 Coin. Uses coin tube inventory.
DIXIE NARCO	S-IID	CAN	VN4000	A	A	NO \$1 Coin payout line. Uses coin tube sensors.
			VN4010XV			
			VN4510	C	C	Can directly pay out \$1 Coin. Uses coin tube inventory.
DIXIE NARCO	FLEX PACK	CAN	VN4510	C	C	Software does not support \$ coin payout. Uses coin tube inventory.
DIXIE NARCO (HVV) Pepsi Proprietary Door	501E	CAN	VN4000	A	A	NO \$1 Coin payout line. Uses coin tube sensors.
	601E	BOTTLE	VN4010XV			
			VN4510	C	C	Can directly pay out \$1 Coin. Uses coin tube inventory.
DIXIE NARCO	700	CONF.	VN4510	C	C	Can directly pay out \$1 Coin. Uses coin tube inventory.
DIXIE NARCO (ECC)	2054	BOTTLE	VN4010XV*	A	A	Requires 15 to 12 pin adapter - MEI # 113749001 NO \$1 Coin payout line. Uses coin tube sensors.
			VN4510*	C	C	Can directly pay out \$1 Coin. Uses coin tube inventory.
DIXIE NARCO (ECC)	2100	FROZEN FOOD	VN4010XV*	A	A	Requires 15 to 12 pin adapter - MEI # 113749001 NO \$1 Coin payout line. Uses coin tube sensors.
			VN4510*	C	C	Can directly pay out \$1 Coin. Uses coin tube inventory.
DIXIE NARCO	2154	BOTTLE	VN4510	C	C	Can directly pay out \$1 Coin. Uses coin tube inventory.
FASTCORP	F631	FROZEN FOOD	VN4000	A	A	NO \$1 Coin payout line. Uses coin tube sensors.
GLASCO	GS-1, GS-2	SNACK	VN4000 VN4010XV PIE VMC's only	A	A	NO \$1 Coin payout line. Uses coin tube sensors.
GLASCO	GCF-2	COLD FOOD SNACK COMBO	VN4000 VN4010XV PIE VMC's only	A	A	NO \$1 Coin payout line. Uses coin tube sensors.
GLASCO	GSC-3	COFFEE/ SNACK COMBO	VN4000 VN4010XV PIE VMC's only	A	A	NO \$1 Coin payout line. Uses coin tube sensors.

Information subject to change without notice.

MACHINE MANUF.	MACHINE MODEL #	TYPE	SERIES 4000 COIN MECH	\$1 TUBE SETTING	MULTI-TUBE SETTING	COMMENTS
GLASCO	GSC-8	COLD CAN/ SNACK COMBO	VN4000 VN4010XV PIE VMC's only	A	A	NO \$1 Coin payout line. Uses coin tube sensors.
GLASCO	GFD-4	COFFEE	VN4000 VN4010XV PIE VMC's only	A	A	NO \$1 Coin payout line. Uses coin tube sensors.
GLASCO	GIC-4	ICE CREAM	VN4000	A	A	NO \$1 Coin payout line. Uses coin tube sensors.
GPL	SNACK - VENDOR I	SNACK	VN4000 VN4010XV	A	A	NO \$1 Coin payout line. Uses coin tube sensors.
			VN4510	C	C	Can directly pay out \$1 Coin. Uses coin tube inventory.
GPL	SNACK- VENDOR II	SNACK	VN4000 VN4010XV	A	A	NO \$1 Coin payout line. Uses coin tube sensors.
GPL	SNACK - VENDOR I	SNACK	VN4510	C	C	Can directly pay out \$1 Coin. Uses coin tube inventory.
GPL	SNACK- VENDOR R40	SNACK	VN4010XV	A	A	NO \$1 Coin payout line. Uses coin tube sensors.
			VN4510	C	C	Can directly pay out \$1 Coin. Uses coin tube inventory.
GPL	SNACK- VENDOR R32	SNACK	VN4000 VN4010XV	A	A	NO \$1 Coin payout line. Uses coin tube sensors.
			VN4510	C	C	Can directly pay out \$1 Coin. Uses coin tube inventory.
GPL	SNACK- COMBO II	SNACK	VN4000 VN4010XV	A	A	NO \$1 Coin payout line. Uses coin tube sensors.
			VN4510	C	C	Can directly pay out \$1 Coin. Uses coin tube inventory.

Information subject to change without notice.

MACHINE MANUF.	MACHINE MODEL #	TYPE	SERIES 4000 COIN MECH	\$1 TUBE SETTING	MULTI-TUBE SETTING	COMMENTS
GPL	SNACK-COMBO III	SNACK	VN4000 VN4010XV	A	A	NO \$1 Coin payout line. Uses coin tube sensors.
			VN4510	C	C	Can directly pay out \$1 Coin. Uses coin tube inventory.
GPL	FOOD KING	FOOD	VN4010XV	A	A	NO \$1 Coin payout line. Uses coin tube sensors.
			VN4510	C	C	Can directly pay out \$1 Coin. Uses coin tube inventory.
LEKTROVEND	VS99B/C	SNACK	VN4010XV	A	A	NO \$1 Coin payout line. Uses coin tube sensors.
			VN4510	C	C	Can directly pay out \$1 Coin. Uses coin tube inventory.
LEKTROVEND	SNACK / FOOD VS99D	COMBO	VN4010XV	A	A	NO \$1 Coin payout line. Uses coin tube sensors.
			VN4510	C	C	Can directly pay out \$1 Coin. Uses coin tube inventory.

Information subject to change without notice.

MACHINE MANUF.	MACHINE MODEL #	TYPE	SERIES 4000 COIN MECH	\$1 TUBE SETTING	MULTI-TUBE SETTING	COMMENTS
LEKTROVEND	FOOD KING LVE-9	FOOD	VN4010XV	A	A	NO \$1 Coin payout line. Uses coin tube sensors.
			VN4510	C	C	Can pay out \$1 Coin. Uses coin tube inventory.
NATIONAL Snack	145, 146	SNACK	VN4000	A	A	NO \$1 Coin payout line. Uses coin tube sensors. Not currently set up to take \$5 bills.
NATIONAL Snackcenter	147, 148	SNACK	VN4000	A	A	NO \$1 Coin payout line. Uses coin tube sensors.
NATIONAL Snackcenter	157, 158	SNACK	VN4000 ONLY	A	A	NO \$1 Coin payout line. Uses coin tube sensors.
NATIONAL Coldtron	315, 316 317, 318	CUP	VN4000	A	A	NO \$1 Coin payout line. Uses coin tube sensors. Not currently set up to take \$5 bills.
NATIONAL Twin Drink	364	Hot & Cold Drink	VN4000 VN4010XV	A	A	NO \$1 Coin payout line. Uses coin tube sensors.
			VN4510	C	C	Can pay out \$1 Coin. Uses coin tube inventory.
NATIONAL Shoppertron	430, 431	FOOD	VN4000	A	A	NO \$1 Coin payout line. Uses coin tube sensors.
	431		VN4510	C	C	Can pay out \$1 Coin. Uses coin tube inventory.
NATIONAL Foodtron	425	COMBO	VN4000	A	A	NO \$1 Coin payout line. Uses coin tube sensors. Not currently set up to take \$5 bills.
NATIONAL Food Center	428	COLD FOOD	VN4510	C	C	Can pay out \$1 Coin. Uses coin tube inventory.
NATIONAL	FM	FOOD		A	A	NO \$1 Coin payout line. Uses coin tube sensors. Not currently set up to take \$5 bills.
NATIONAL Hot Drink Center	623, 625, 627	COFFEE	VN4000	A	A	NO \$1 Coin payout line. Uses coin tube sensors.
NATIONAL Grand Gourmet	424	FOOD	VN4000*	A	A	NO \$1 Coin payout line. Uses coin tube sensors. Check conversion kit for \$5 bill capability.
NATIONAL Hot Drink Center	633, 635, 637	COFFEE	VN4000	A	A	NO \$1 Coin payout line. Uses coin tube sensors.
			VN4510	C	C	Can pay out \$1 Coin. Uses coin tube inventory.

Information subject to change without notice.

MACHINE MANUF.	MACHINE MODEL #	TYPE	SERIES 4000 COIN MECH	\$1 TUBE SETTING	MULTI-TUBE SETTING	COMMENTS
NATIONAL Refresh. Center	450, 474, 475, 476	COMBO	VN4000	A	A	NO \$1 Coin payout line. Uses coin tube sensors.
			VN4510	C	C	Can pay out \$1 Coin. Uses coin tube inventory.
NATIONAL Refresh. Center	484, 485, 486	COMBO	VN4000	A	A	NO \$1 Coin payout line. Uses coin tube sensors.
			VN4510	C	C	Can pay out \$1 Coin. Uses coin tube inventory.
NATIONAL Cold Snack	461, 462, 463	COLD SNACK	VN4000	A	A	NO \$1 Coin payout line. Uses coin tube sensors.
NATIONAL Cold Snack	464, 465, 466	COLD SNACK	VN4000	A	A	NO \$1 Coin payout line. Uses coin tube sensors.
			VN4510	C	C	Can pay out \$1 Coin. Uses coin tube inventory.
NATIONAL Cigarette	247, 248	CIGARETTE	VN4000	A	A	NO \$1 Coin payout line. Uses coin tube sensors.
			VN4510	C	C	Can pay out \$1 Coin. Uses coin tube inventory.
NATIONAL	411	ICE CREAM	VN4000	A	A	NO \$1 Coin payout line. Uses coin tube sensors.
POLYVEND	300, 3315	SNACK	VN4010XV	A	A	NO \$1 Coin payout line. Uses coin tube sensors.
POLYVEND	500, 600, 4000, 5000, 6000	SNACK	VN4010XV	A	A	NO \$1 Coin payout line. Uses coin tube sensors.
			VN4510	C	C	Can directly pay out \$1 Coin. Uses coin tube inventory.

Information subject to change without notice.

MACHINE MANUF.	MACHINE MODEL #	TYPE	SERIES 4000 COIN MECH	\$1 TUBE SETTING	MULTI-TUBE SETTING	COMMENTS
POLYVEND	705	SNACK	VN4010XV	A	A	NO \$1 Coin payout line. Uses coin tube sensors.
POLYVEND	R-32	SNACK	VN4010XV	A	A	NO \$1 Coin payout line. Uses coin tube sensors.
POLYVEND	R-40	SNACK	VN4010XV	A	A	NO \$1 Coin payout line. Uses coin tube sensors.
			VN4510	C	C	Can directly pay out \$1 Coin. Uses coin tube inventory.
POLYVEND	SNACK / FOOD 800	COMBO	VN4010XV	A	A	NO \$1 Coin payout line. Uses coin tube sensors.
			VN4510	C	C	Can directly pay out \$1 Coin. Uses coin tube inventory.
POLYVEND	FOOD KING 900	FOOD	VN4010XV	A	A	NO \$1 Coin payout line. Uses coin tube sensors.
			VN4510	C	C	Can directly pay out \$1 Coin. Uses coin tube inventory.
POLYVEND	354/6	CAN	N/A	N/A	N/A	Single Price application
POLYVEND	516/8	CAN	VN4010XV	A	A	NO \$1 Coin payout line. Uses coin tube sensors.
			VN4510	C	C	Can directly pay out \$1 bills. Uses coin tube inventory.
ROWE	4900	SNACK	VN4000	A	A	NO \$1 Coin payout line. Uses coin tube sensors.
ROWE	5900	SNACK	VN4000 VN4010XV	A	A	NO \$1 Coin payout line. Uses coin tube sensors.
ROWE	406Z	CUP	N/A	N/A	N/A	Single Price application

Information subject to change without notice.

MACHINE MANUF.	MACHINE MODEL #	TYPE	SERIES 4000 COIN MECH	\$1 TUBE SETTING	MULTI-TUBE SETTING	COMMENTS
ROWE	448	FOOD	VN4000*	A	A	Requires conversion kit for interface. NO \$1 Coin payout line. Uses coin tube sensors. Check Bill Acceptor Conversion kit for \$5 acceptance.
ROWE	448E	FOOD	VN4000*	A	A	NO \$1 Coin payout line. Uses coin tube sensors.
ROWE	448E2	FOOD	VN4000*	A	A	Mechanical fit issues with changer nest. NO \$1 Coin payout line. Uses coin tube sensors.
ROWE	548 / 648	FOOD	VN4010XV	A (old) B (Ver 3.0)	A	Mechanical fit issues with changer nest. Uses \$1 Coin payout line and coin tube inventory for new version of software (Ver. 3.0). Uses coin tube sensors for previous versions of software.
ROWE	550	FOOD	N/A	N/A	N/A	Mechanical fit issues with coin entry. Uses \$1 Coin payout line. Uses coin tube inventory.
ROWE	650	FOOD	N/A	N/A	N/A	Mechanical fit issues with coin entry. Uses \$1 Coin payout line. Uses coin tube inventory.
ROWE	6800 / 683 SERIES	SNACK	VN4010XV	B	A	Uses \$1 Coin payout line. Uses coin tube sensors.
ROWE	687 / 6800 DELUXE	SNACK	VN4010XV	B	A	Uses \$1 Coin payout line. Uses coin tube inventory.
ROYAL	RV SERIES	CAN	N/A	N/A	N/A	Single Price application
ROYAL	MERLIN 2000	CAN	VN4010XV*	A	A	Requires 15 to 12 pin adapter - MEI # 113749001 NO \$1 Coin payout line. Uses coin tube sensors.
ROYAL	MERLIN-III	CAN	VN4000 VN4010XV VN4510	A C	A C	NO \$1 Coin payout line. Uses coin tube sensors. Can directly pay out \$1 Coin. Uses coin tube inventory.
ROYAL	MERLIN-IV	CAN	VN4510	C	C	Can directly pay out \$1 Coin. Uses coin tube inventory.
ROYAL	Milk Merchandiser	Milk 12oz	VN4510	C	C	Can directly pay out \$1 Coin. Uses coin tube inventory.
ROYAL	EZ VENDOR 480	CAN / BOTTLE	VN4510	C	C	Can directly pay out \$1 Coin. Uses coin tube inventory.
ROYAL	20 PLUS SERIES	CAN / BOTTLE	VN4510	C	C	Can directly pay out \$1 Coin. Uses coin tube inventory.
ROYAL	G-II, GIII	CAN	VN4510	C	C	Can directly pay out \$1 Coin. Uses coin tube inventory.
TASTY FRIES		FR. FRY	N/A	N/A	N/A	Single Price application
USI	SNACKMART III	SNACK	VN4010XV	A	A	NO \$1 Coin payout line. Uses coin tube sensors.

Information subject to change without notice.

MACHINE MANUF.	MACHINE MODEL #	TYPE	SERIES 4000 COIN MECH	\$1 TUBE SETTING	MULTI-TUBE SETTING	COMMENTS
USI	HBA - 11	COFFEE	VN4010XV	A	A	NO \$1 Coin payout line. Uses coin tube sensors.
USI	CD7/5	SODA	VN4000	A	A	NO \$1 Coin payout line. Uses coin tube sensors.
USI	CD7/10	SODA	VN4510	C	C	Can directly pay out \$1 Coin. Uses coin tube inventory.
USI	CD6,CD8,CD10	SODA	VN4010XV	A	A	NO \$1 Coin payout line. Uses coin tube sensors.
USI	SUPER VENDOR	SNACK	VN4010XV	A	A	NO \$1 Coin payout line. Uses coin tube sensors.
USI	PRO SERIES	SNACK	VN4010XV	A	A	NO \$1 Coin payout line. Uses coin tube sensors.
USI	TABLE TOP	SNACK	VN4510	C	C	Can directly pay out \$1 Coin. Uses coin tube inventory.
USI	EURO ROUND FRONT	SNACK	VN4010XV	A	A	NO \$1 Coin payout line. Uses coin tube sensors.
USI	EURO ROUND FRONT	SNACK	VN4510	C	C	Can directly pay out \$1 Coin. Uses coin tube inventory.
USI	GF19	SNACK	VN4010XV	A	A	NO \$1 Coin payout line. Uses coin tube sensors.
USI	GF12	SNACK	VN4510	C	C	Can directly pay out \$1 Coin. Uses coin tube inventory.
VENDO	V-73	CAN	N/A	N/A	N/A	Single Price application
VENDO	407 1 PRICE	CAN	N/A	N/A	N/A	Single Price application
VENDO	NO-FRILLS	CAN	N/A	N/A	N/A	Single Price application
VENDO	UNIVENDOR 1 PRICE	CAN	N/A	N/A	N/A	Single Price application
VENDO	UNIVENDOR 5.0	CAN	VN4000 VN4010XV	A	A	NO \$1 Coin payout line. Uses coin tube sensors.
VENDO	UNIVENDOR 5.1, 5.11	CAN	VN4000 VN4010XV	A	A	NO \$1 Coin payout line. Uses coin tube sensors.
VENDO	UNIVENDOR 5.1. 5.11	CAN	VN4510	C	C	Can directly pay out \$1 Coin. Uses coin tube inventory.
			VN4510	C	C	Can directly pay out \$1 Coin. Uses coin tube inventory.
VENDO	SALES MANAGER 6.0	CAN	VN4000 VN4010XV	A	A	NO \$1 Coin payout line. Uses coin tube sensors.
			VN4510	C	C	Can directly pay out \$1 Coin. Uses coin tube inventory.
VENDO	UNIVENDOR 6.1	CAN	VN4000 VN4010XV	A	A	NO \$1 Coin payout line. Uses coin tube sensors.
			VN4510	C	C	Can directly pay out \$1 Coin. Uses coin tube inventory.
VENDO	MVC600	M & M Machine	VN4010XV	C	C	Can directly payout \$1 Coin. Uses coin tube inventory.
VENDO	VMAX	CAN	VN4510	C	C	Can directly payout \$1 Coin. Uses coin tube inventory.
VENDTRONICS	VC1100	ICE CREAM	VN4010XV	A	A	NO \$1 Coin payout line. Uses coin tube sensors.

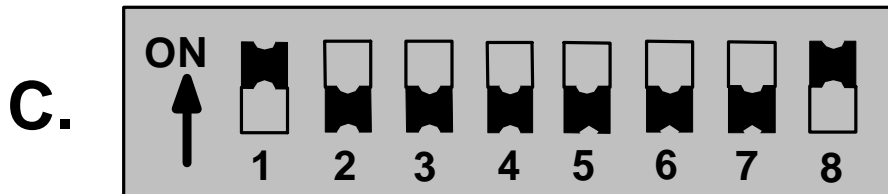
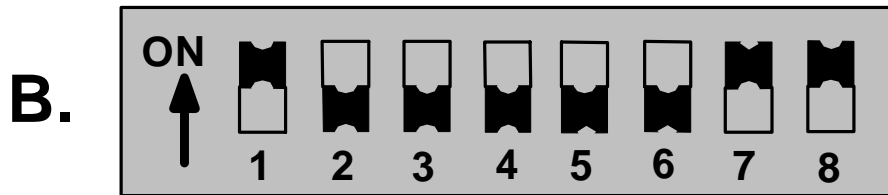
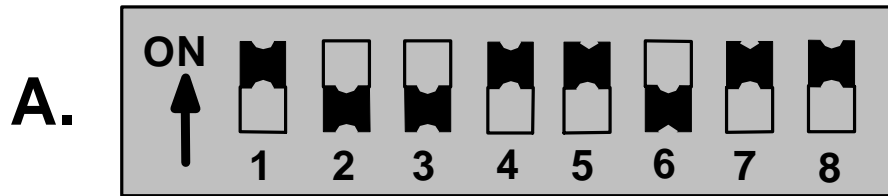
Information subject to change without notice.

MACHINE MANUF.	MACHINE MODEL #	TYPE	SERIES 4000 COIN MECH	\$1 TUBE SETTING	MULTI-TUBE SETTING	COMMENTS
ZANUSSI (Vendors Exchange)	BRIO	COFFEE	VN4510	C	C	Can directly payout \$1 Coin. Uses coin tube inventory.
ZANUSSI (Vendors Exchange)		SNACK	VN4510	C	C	Can directly payout \$1 Coin. Uses coin tube inventory.

Information subject to change without notice.

Suggested Option Switch Setting

Set Up Instructions



**NOTE: Black area indicates position of switch.
(Switch #1 is ON)**

**REFER TO MACHINE CHART ON PREVIOUS
PAGES MOST MACHINES**

- 1) Manually fill tubes to black line.
- 2) Close machine door and check for normal operating mode on machine.
- 3) Insert coins through front of machine. Continue to insert until that coin goes to the cash box. **(This step tells the controller that the tube is full.)**
- 4) Repeat step 3 for each coin that has a tube.

API 110 SERIES GLASSFRONT

- 1) APi recommends turning **OFF** coin tube leveling for best results. This is available on Revision T or greater Software.
 - 2) Enter Service Mode.
 - 3) Enter mode 0133.
 - 4) At Coin tube leveling prompt, toggle to **NO**.
 - 5) Proceed to Set Up Instructions for Most Machines, Step 1.
- OR**
- 5) Enter Inventory Mode through Service Mode
 - 6) Feed coins through front of machine until they go to the cash box.

Repeat for each coin type. **(Useful for multiple tubes of one type of coin.)**

Option Switch Setting Description

Switch #1

Enables/disables \$1 coin acceptance. Should be turned ON if \$1 coin tube installed.

Switch #2

Selects which sensor, when covered, causes \$1 coin to go to the cash box. Position does not matter when \$1 coin tube is NOT installed. When set to LOW, \$ coins will not refill past the lower sensor. Recommended setting is OFF for HIGH sensor.

Switch #3

Selects which sensor, when covered, causes quarter to go to the cash box. Position does not matter when quarter tube is NOT installed. When set to LOW, quarters will not refill past the lower sensor. This can cause bill enabling problems when quarters run low. Recommended setting is OFF for HIGH sensor.

Switch #4 (not used on VN4510)

Selects Best Change feature when ON. Coin changer reads payout from controller and pays best combination of coins. The combination is based upon least coins and available change. This switch should be set to enable best change (ON) in order to maximize increased coin tube inventories (due to standards set by three-tube changers, some machines may think the tube is empty when there are actually coins left in the tube.)

Set the switch to OFF in order to allow payback as directed by the controller. Direct payback utilizes features in some controllers that are able to count coin tube levels above "industry standards." The same controllers are also able to inventory dollar coins.

Switch #5 (not used on VN4510)

Selects TRC Emulation and allows payout of a \$1 coin for four 25c dispense pulses.

For \$1 coin tube:

- 1) \$1 coins reported as going to cash box - eliminates confusion for controllers that can't decipher a \$1 coin to coin tubes message.
- 2) Status of lower \$1 coin tube sensor is not reported - again to eliminate confusion.
- 3) One \$1 coin paid for four 25c pulses. Quarters will be paid when the \$ coin tube runs low.
- 4) We send a 25c to cash box message when we route a quarter to the coin tubes if we have counted more than 10 quarters and more than fourteen \$1 coins in the tubes - this keeps bills enabled through the controller. Some controllers count the number of coins paid back as change. This gets subtracted from what an "industry standard" full coin tube would be. The controller is left with what it thinks is an empty tube (many 4x25c pulses which were paid as dollar coin) and the controller disables the bill acceptor. When the controller sees a quarter to cash box message, it resets itself to thinking it has a full quarter tube and re-enables the bill acceptor.

For multiple tubes of one kind:

- 1) Coins that go to the tube are reported as going to the cash box if the coin count is higher than that of a TRC - this keeps the controllers idea of the tubes full as long as possible (if there are two nickel tubes and the controller is out of what it thinks is all the nickels, the bills may be inhibited. A single nickel would then re-enable the bills when it is accepted because the "to cash box" message tells the controller that the tube is now full.
- 2) Set switch #5 to TRC Emulation and \$1 for 4x25c (ON) position if you are using multiple tubes of one type of coin or if you are using the \$1 coin tube in a machine without a dollar coin payout line (\$1 coin inventory and payout.)

Information subject to change without notice.

3) Set the switch to OFF in order to allow payback as directed by the controller. Direct payback utilizes features in some controllers that are able to count coin tube levels above "industry standards." The same controllers are also able to inventory dollar coins.

NOTE: Acceptance of cash box coins on VN4510 changers maybe disabled due to the options within the VMC. To check acceptance, reconfigure cassette for 5, 10, 25, \$; if all coins are accepted than check the options of the VMC.

Switch #6 (not used on VN4510)

Selects whether or not cash box coins are accepted. A cash box coin is a coin which has no tube. Moreover, if a tube becomes disabled through a dispenser failure, that denomination becomes a cash box coin until the dispensers are reset. Set switch to OFF for accept the cash box coin to keep accepting the denomination which could potentially become disabled.

Set the switch to ON when using tube combinations which cannot pay low value coins (i.e. \$1, \$1, \$1, 25c). This causes the low value coins to be rejected and prevents them from having to be paid back in the event of an escrow request. A typical application would be for high value vends like \$10, etc.

Switch #7 (not used on VN4510)

Selects \$1 coin acceptance if lower 25c sensor is covered/not covered. Position does not matter when \$1 coin acceptance is turned OFF. If \$1 coin tube is installed, the switch may be set to accept \$1 coin if lower quarter sensor is uncovered (ON) since the coin mech will pay back the accepted \$1 coin.

If \$1 coin tube is not installed, set the switch to disable \$1 coin acceptance when the lower quarter sensor is uncovered (OFF).

Switch #8

Selects use of memory settings or option switch settings. This switch causes switches 1 through 7 to be ignored when set to OFF (for memory settings). Must be set to ON to see switches 1 through 7.

Memory settings are:

Switch #1	Accept \$1 coin	
Switch #2	Fill \$ coin to lower sensor	
Switch #3	Fill 25c to upper sensor	
Switch #4	Best change	(Not used on VN4510)
Switch #5	Tube emulation	(Not used on VN4510)
Switch #6	Accept cash box coins	(Not used on VN4510)
Switch #7	Reject \$1 coin if 25c tube is low	

MODES OF OPERATION ON THE SERIES 4000

Mode A = Float Up

◆ depress and hold the YELLOW button until the red LED starts flashing. At that time, depress button A, add coins through the top of the changer to float

Information subject to change without notice.

up. To come out of float mode press A or Mode button.

◆ depress and hold the YELLOW button until the red LED starts flashing. At that time, depress button C, this will cause the changer to float down. However, this works only on 25c and \$1 tubes.

Mode B = Token Teach - ***VN4510 changers only*** To teach the tokens into the free vend channels use the following instructions:

Token #1

- 1) Press Mode (**Yellow button for two seconds**)
- 2) Press B button
- 3) Press A button
- 4) Drop 20 token samples (**they reject and light stops flashing for each sample**)
- 5) 21st token sample accepts and routes to cash box and changer returns to normal operating mode.

Token #2

- 1) Press Mode (**Yellow button for two seconds**)
- 2) Press B button
- 3) Press B button
- 4) Drop 20 token samples (**they reject and light stops flashing for each sample**)
- 5) 21st token sample accepts and routes to cash box and changer returns to normal operating mode.

To **inhibit** the token:

- 1) Press Mode (**Yellow button for two seconds**)
- 2) Press B button
- 3) Press A button (**for Token #1**) or B button (**for Token #2**)
- 4) Press reject lever down

The inhibit feature does not erase the window; it merely inhibits the window. To re-enable the token, repeat the inhibit process.

Note: The VN4000 and the VN4010XV do not have the free vend token.

Mode C = Coin Teach

- ◆ depress and hold the YELLOW button until the red LED starts flashing, depress button C and A to teach .5c*
 - ◆ depress and hold the YELLOW button until the red LED starts flashing, depress button C and B to teach 10c*
 - ◆ depress and hold the YELLOW button until the red LED starts flashing, depress button C and C to teach 25c*
 - ◆ depress and hold the YELLOW button until the red LED starts flashing, depress button C and D to teach \$1*
- *deposit 20 of appropriate coin (**process complete when coin is accepted**) the LED will come on solid and the 21st coin is accepted.

Information subject to change without notice.

Mode D = Cassette Reconfiguration

	Tube Position				MEI P/N
	A	B	C	D	
..AA	10	5	25	\$1	198132015
..AB	5	5	10	\$1	198134014
..AC	10	5	\$1	\$1	198136013
..AD	5	5	25	5	198138012
..BA	10	25	25	5	198130011
..BB	5	25	25	\$1	198132010
..BC	5	25	\$1	\$1	198137009
..BD	5	25	25	25	198139008
..CA	5	5	\$1	\$1	198131007
..CB	5	5	25	25	198133006
..CC	5	5	10	25	198135005
..CD	5	5	5	\$1	198137004
..DA	10	5	10	5	198139003
..DB	5	5	25	\$1	198131002
..DC	10	25	10	5	198133001
..DD	Uses factory defined configuration and CANNOT be reset in the field				

LED and ERROR Codes

LED status	Changer status
ON	OK
OFF	Power/Blocker Error
Flashes 1	Clean Me
Flashes 2	Accept Gate Error
Flashes 3	Separator Error
Flashes 4	Dispenser Error
Continuous	Replace Unit

Information subject to change without notice.